

HASLER

PRODUCT
information

Heavy duty weigh belt feeder for
powdery bulk materials



Powdrit

Weigh belt feeder



100%
DIGITAL

- Accuracy $\pm 0,25$ %
- Feed rates from 0,4 m³/h up to 200 m³/h (7064 ft³/h)
- Used in all heavy industries
- Digital load cell SFT™
- Modular length and belt width
- Customised service
- High performances

Powdrit

Weigh belt feeder

Application

The POWDRIT weigh belt feeder is used for the continuous, gravimetric feeding of powdery bulk materials. Depending on the material to be handled, the infeed to the POWDRIT is controlled by a suitable prefeeder, i.e. rotary star feeder, feeding gate, etc.

The electronic controller works as an independent unit or integrated in a multi component system. It also controls the prefeeder, depending on the application, by an independent PID control loop as a function of the settling chamber filling level or in a classical double regulation loop, based on the beltload. The electronic controller can be linked to a supervisory process control system via an optional interface module.

SFT load cell and SWS Module, a Hasler exclusivity

- Virtually deflection free weight measurement by the digital SFT load cell with very high resolution (1:1'000'000).
- Factory calibrated, no calibration weight needed.
- Intelligent data acquisition unit SWS in standard.
- Local processing of all weigh belt feeder signals.
- DC low voltage power supply for SWS.
- **100 % digital connection**
- Modular feeder design for length and width.
- Inlet settling chamber with triple skirt preventing material leakage between chamber and belt.
- Engineered for high rigidity.
- Patented belt tensioning and auto centring system.
- High quality conveyor belt with integrated index, cleaned inside and outside by scraper elements.
- Lateral belt replacement.
- Standard discharge hood for total dust free operation.
- Material enclosure between inlet settling chamber and discharge hood as option.



SFT the intelligent weighing technology!

◇ Drive motor (AC, DC)
left or right hand side

Settling chamber

- For the de-airing and stabilisation of fluidised bulk materials before being conveyed over the weighbridge.
- Equipped with a set of chain curtains and retention plates; the position of these elements is optimised during start-up as a function of the materialflow behaviour.
- To be connected to the plant dedusting installation for the elimination of the air from the fluidised bulk material.
- Can be fitted with a "float" level measuring system to control the prefeeder via a dedicated 3-point control loop so as to maintain a preset settling chamber filling level. With this control concept the material is extracted from the settling chamber with a material bed height given by the shear gate setting.

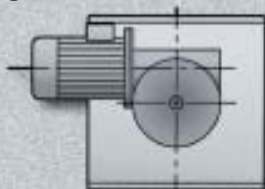
Powdrit

Weigh belt feeder

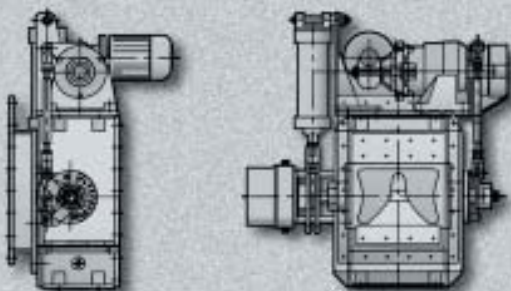
Weigh belt feeder with options



• Cut-off gate



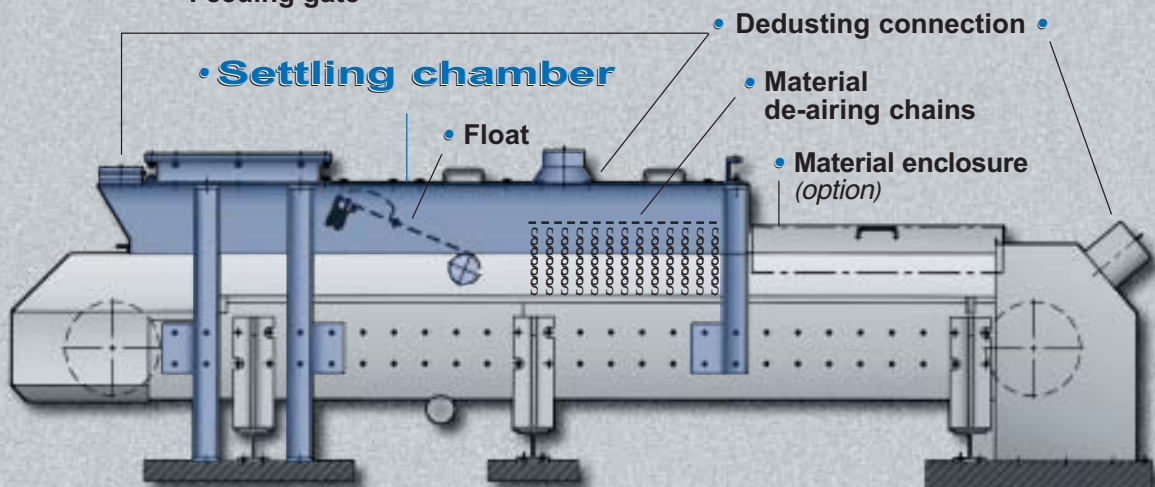
• Rotary star feeder



• Feeding gate •

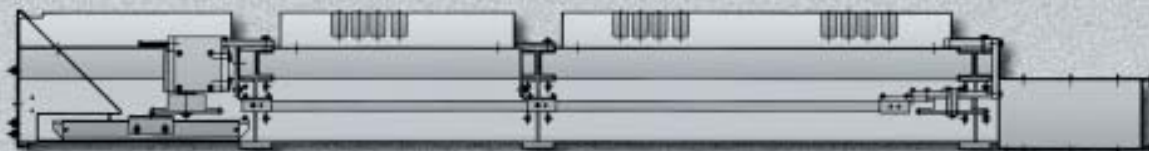


• Electronic controller
SCM and KSU



• Basic weigh belt feeder

• Discharge hood



• Spillage conveyor

Flow rate

Material density Typical materials	[kg/dm ³] Typical flow	0,40	0,60	0,80	1,00	1,20	Size	
		Pulverised Coal	Pulverised Coal Fly ash	Raw meal	Cement	Gypsum	Standard	Maximum
POWDRI 650	Min. min. [t/h]	0.25	0.3	0.3	0.3	0.3	650 x 2700	650 x 4700
	Max. max.[t/h]	5	7	10	12	14		
POWDRI 800	Min. min. [t/h]	0.9	0.9	0.9	0.9	0.9	800 x 2700	800 x 4700
	Max. max.[t/h]	20	25	50	60	70		
POWDRI 1000	Min. min. [t/h]	1	2	2	2	2	1000 x 3100	1000 x 4700
	Max. max.[t/h]	35	50	90	110	135		
POWDRI 1200	Min. min. [t/h]	2	3	3	3	3	1200 x 3100	1200 x 4700
	Max. max.[t/h]	50	75	130	160	175		
POWDRI 1400	Min. min. [t/h]	3	5	5	5	5	1400 x 3500	1400 x 4700
	Max. max.[t/h]	65	100	170	210	250		

Standard regulation ratio: 1:10

Belt width X Distance
"material inlet - outlet"

Technical Specifications

Feeding accuracy: +/- 0,25 %

Motor

- Motor: AC (DC option)
- Protection class: IP 55
- Rating: 0,55 - 4 kW
- Geared unit: Hollow Shaft Helical Bevel Gear
- Transmission: direct, on head drum

Force transducer: SFT type; 100 % digital
Working temperature range: -10°C to +60°C
Overload limit: +1'000 kg

Speed sensor: Inductive, integrated in geared motor

Standard materials used

- Girders and hoods: Mild steel
- Conveyer belt:
standard: Rubber: endless vulcanized
resistant up to 70°C
high temperature: resistant up to 120°C
- Load cell: Aluminium casing / anodized

Standard colour: RAL 5000, blue
80 µm thickness

HASLER Suisse Sàrl
Rue du Puits-Godet 10a
CH-2000 NEUCHÂTEL
SWITZERLAND

Tel. + 41. (0)32.720.23.00
Fax + 41. (0)32.720.23.90
E-Mail: sales.ch@hasler-int.com

HASLER International SA
Zone Industrielle de l'Abbaye
B.P. 64
38780 Pont-Evêque
FRANCE

Tel. + 33. (0)4.74.16.11.50
Fax + 33. (0)4.74.16.11.55
E-Mail: sales.fr@hasler-int.com

HASLER Deutschland GmbH
Münsterstrasse 69
49525 Lengerich
GERMANY

Tel. + 49. (0)54.81.80.50
Fax + 49. (0)54.81.80.51.10
E-Mail: sales.de@hasler-int.com

Local Agents Worldwide



Your local partner: